



2025

# State Horse Show

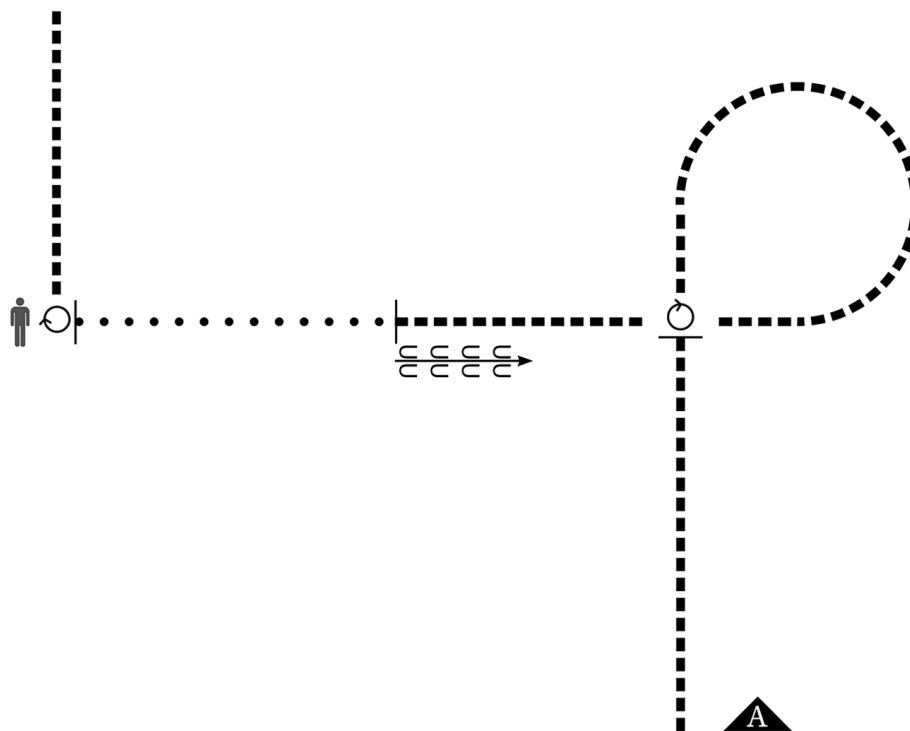
PATTERNS

# Montana State 4-H

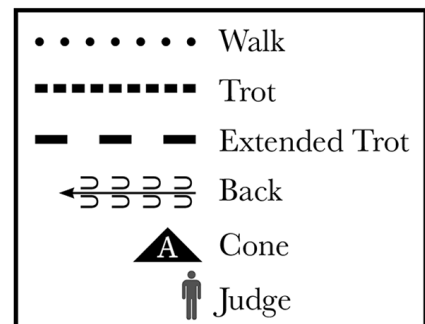
## Showmanship

2025 State Horse Show

### 14 & Over Showmanship



1. Start at A, trot until even with judge.
2. Stop, 360° pivot.
3. Trot forward, circle, continue trotting to center of arena.
4. Stop, back 2 horse lengths.
5. Walk to judge, set up for inspection.
6. Inspection.
7. When dismissed 1 1/4 pivot.
8. Trot to end of arena and line up.



[S/14 & SMS]

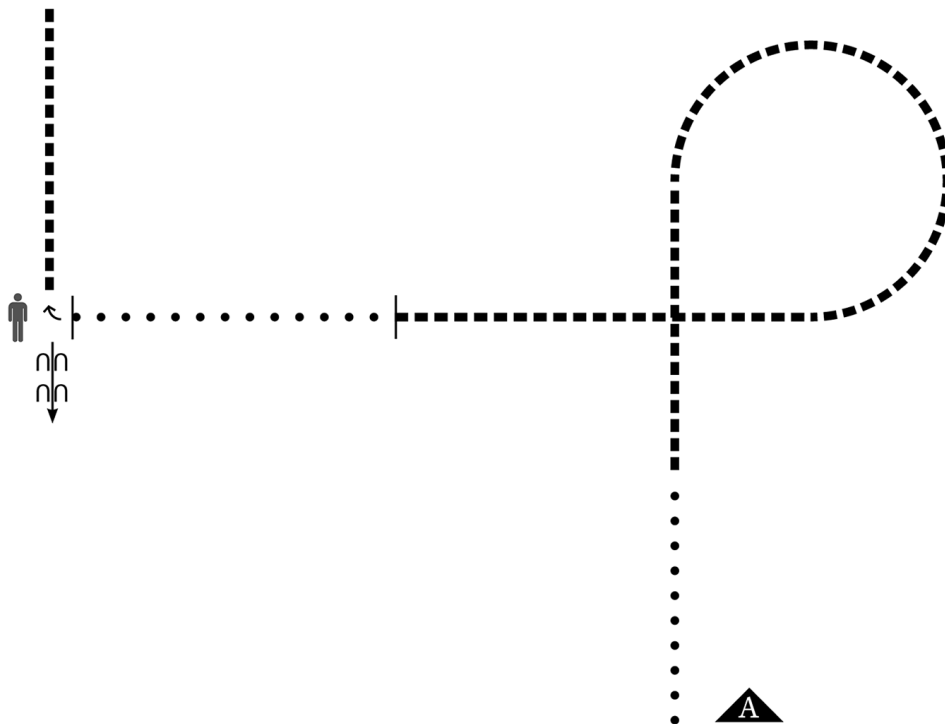
Pattern Provided by:

# Montana State 4-H

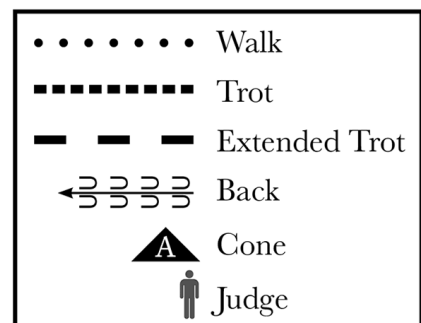
## Showmanship

2025 State Horse Show

### 11-13 Showmanship



1. Start at A. Walk 20 feet.
2. Trot forward, circle, continue trotting to center of arena.
3. Stop and hesitate,  $\frac{1}{2}$  turn.
4. Walk to judge, set up for inspection.
5. Inspection.
6. When dismissed, 90° turn.
7. Back one horse length.
8. Trot to end of arena and line up.



[S/11-13 SMS]

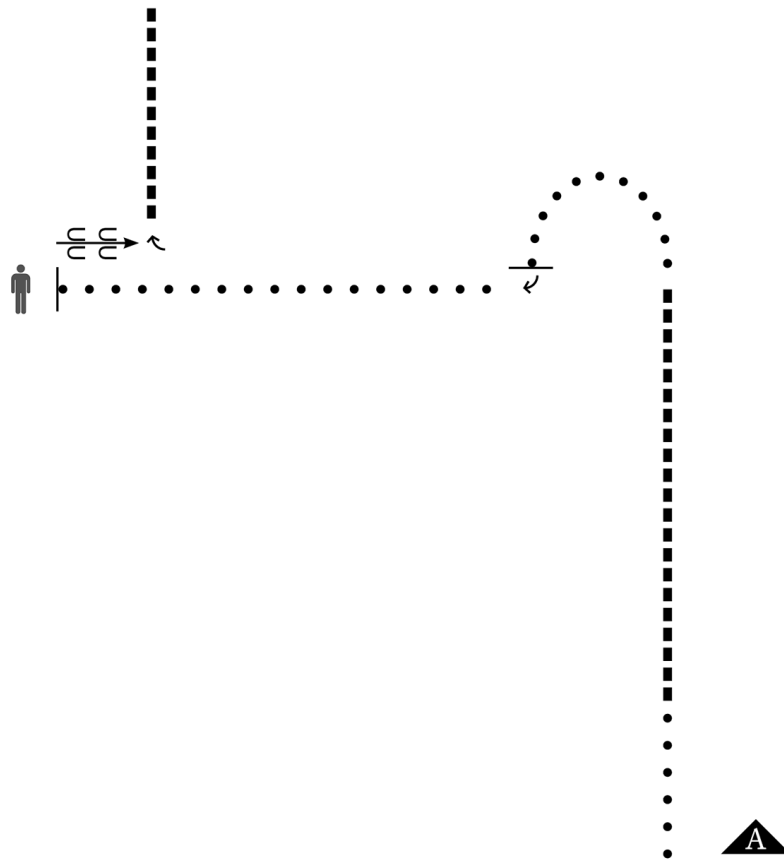
Pattern Provided by:

# Montana State 4-H

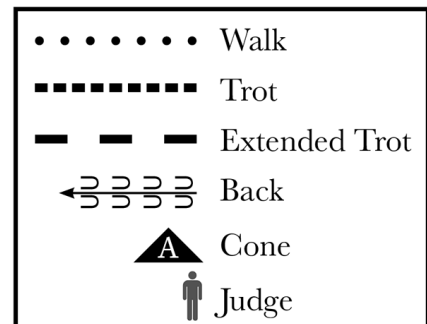
## Showmanship

2025 State Horse Show

### 8-10 Showmanship



1. Start at A. Walk 10 feet.
2. Trot until even with judge.
3. Walk, walk a U turn until even with judge.
4. 90° turn.
5. Walk to judge, set up for inspection.
6. Inspection.
7. When dismissed back 4 steps.
8. 90° turn, trot to end of arena and line up.



[S/8-10 SMS]

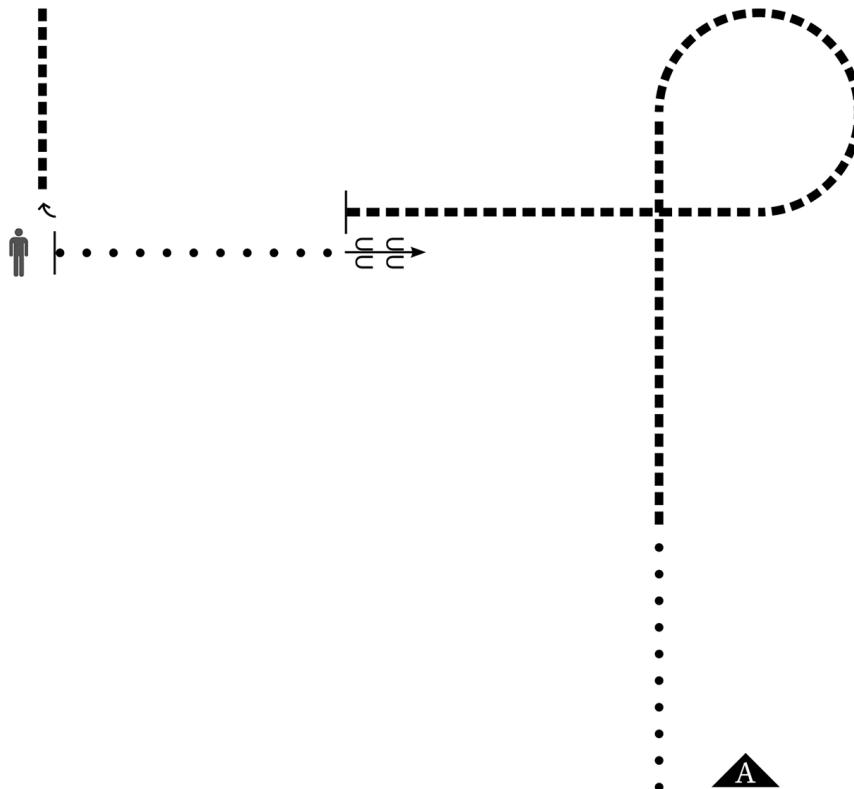
Pattern Provided by:

# Montana State 4-H

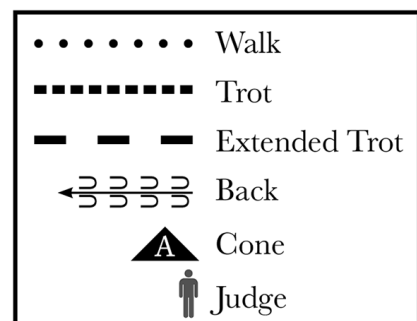
## Showmanship

2025 State Horse Show

### C2M Yearling Showmanship



1. Start at A. Walk approximately 20 feet.
2. Trot forward, circle, continue trotting to center of arena.
3. Stop, back 1 horse length.
4. Walk to judge, set up for inspection.
5. Inspection.
6. 90° pivot.
7. 90° pivot.
8. Trot to end of arena and line up.









[S/C2SMS]

Pattern Provided by:

[www.HorseShowPatterns.com](http://www.HorseShowPatterns.com)

## 2025 State Horse Show

-  Walk  
 Trot  
 Extended Trot  
 Back  
 Cone  
 Judge

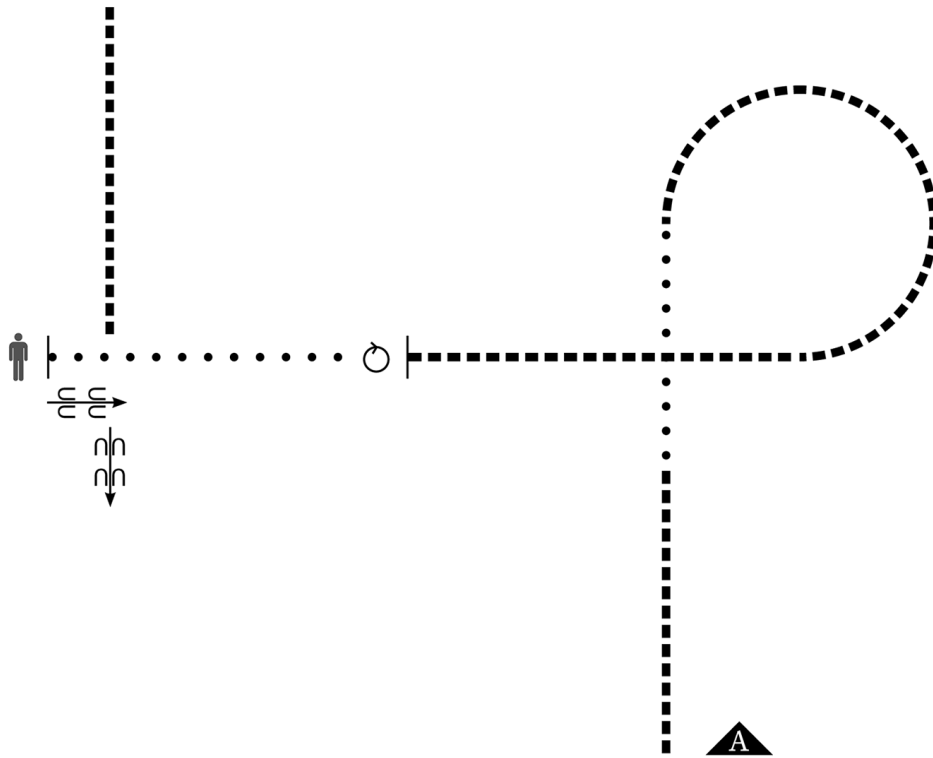
### Pattern Provided by:

# Montana State 4-H

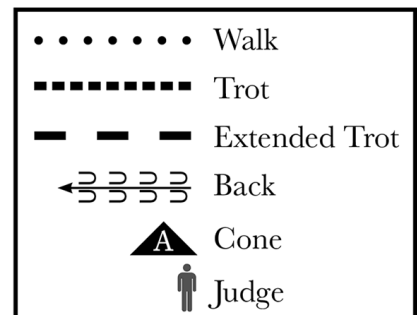
## Showmanship

2025 State Horse Show

C2M/Green 3-4



1. Start at A, trot.
2. Walk 10 feet.
3. Trot circle to center of arena.
4. Stop 360° pivot.
5. Walk to judge, set up for inspection.
6. Inspection.
7. Back "L".
8. Back "L".
9. Trot to end of arena and line up.

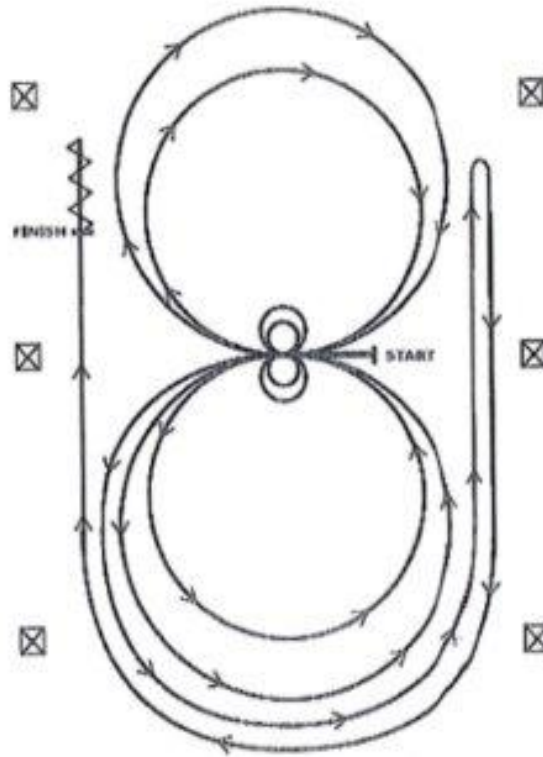


[S/C23-4 SMS]

Pattern Provided by:

# 2025 Montana 4-H State Horse Show

## Short Stirrup Reining



Horses may walk or jog to the center of the arena. Horses must walk or stop prior to starting the pattern. Beginning at the center of the arena facing the left wall or fence.

1. Beginning on the left lead, complete two circles to the left. Stop at the center of the arena - hesitate
2. Complete two spins the left - hesitate
3. Beginning on the right lead complete two circles to the right. Stop at the center of the arena - hesitate
4. Complete two spins the the right - hesitate
5. Beginning on the left lead, go around the end of the arena, run down the right side of the arena past center marker, stop and roll back right.
6. Continue around the end of the arena to run down the left side of the arena past the center marker. Stop. Back up. Hesitate to demonstrate completion of the pattern.



[www.HorseShowPatterns.com](http://www.HorseShowPatterns.com)

[www.HorseShowPatterns.com](http://www.HorseShowPatterns.com)

[www.HorseShowPatterns.com](http://www.HorseShowPatterns.com)

[www.HorseShowPatterns.com](http://www.HorseShowPatterns.com)



- [www.HorseShowPatterns.com](http://www.HorseShowPatterns.com)



[www.HorseShowPatterns.com](http://www.HorseShowPatterns.com)

[www.HorseShowPatterns.com](http://www.HorseShowPatterns.com)

[www.HorseShowPatterns.com](http://www.HorseShowPatterns.com)

[www.HorseShowPatterns.com](http://www.HorseShowPatterns.com)

[www.HorseShowPatterns.com](http://www.HorseShowPatterns.com)

[www.HorseShowPatterns.com](http://www.HorseShowPatterns.com)



- [www.HorseShowPatterns.com](http://www.HorseShowPatterns.com)

[www.HorseShowPatterns.com](http://www.HorseShowPatterns.com)


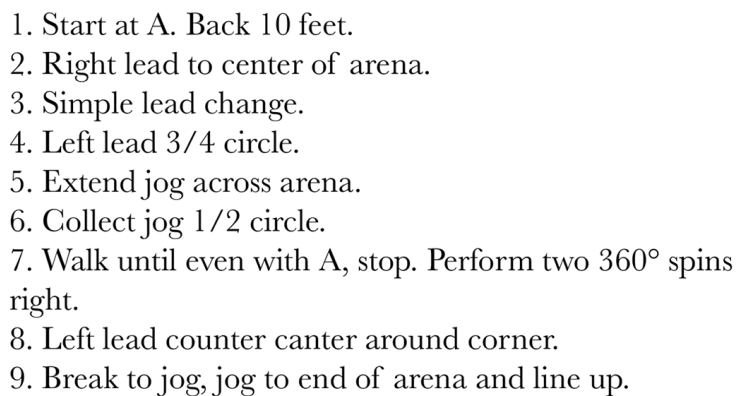
[www.HorseShowPatterns.com](http://www.HorseShowPatterns.com)

[www.HorseShowPatterns.com](http://www.HorseShowPatterns.com)

[www.HorseShowPatterns.com](http://www.HorseShowPatterns.com)

## 2025 State Horse Show

## 5-Year-Old C2M/GH Level 4



©2025 HorseShowPatterns.com. All Rights Reserved.

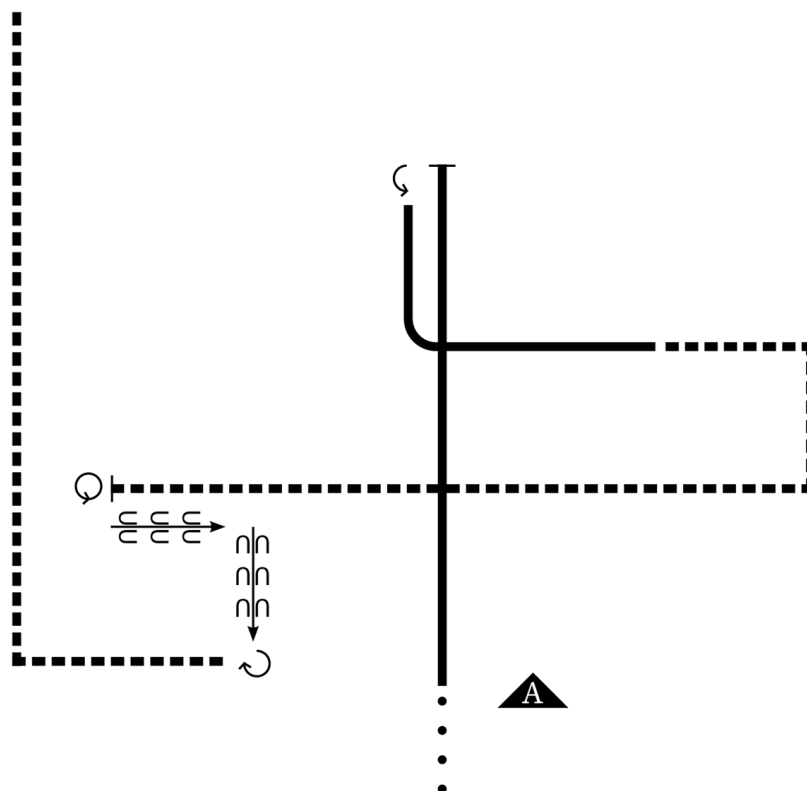
# Montana State 4-H

## Western Horsemanship

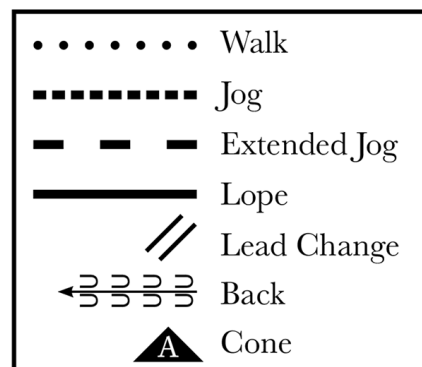
2025 State Horse Show

### Horsemanship Level 4

4-Year-Old C2M/GH Level 3



1. Start before A, walk to A.
2. Right lead up center of arena.
3. Stop, perform a roll back to left, coming out on the left lead, lope corner.
4. Break to jog, jog 2 square corners, continue jogging across arena.
5. Stop, perform 360° pivot to left.
6. Back "L" shape.
7. Perform 270° pivot to right.
8. Jog 1 corner to end of arena and line up.



[WH-2021/4 HMS]

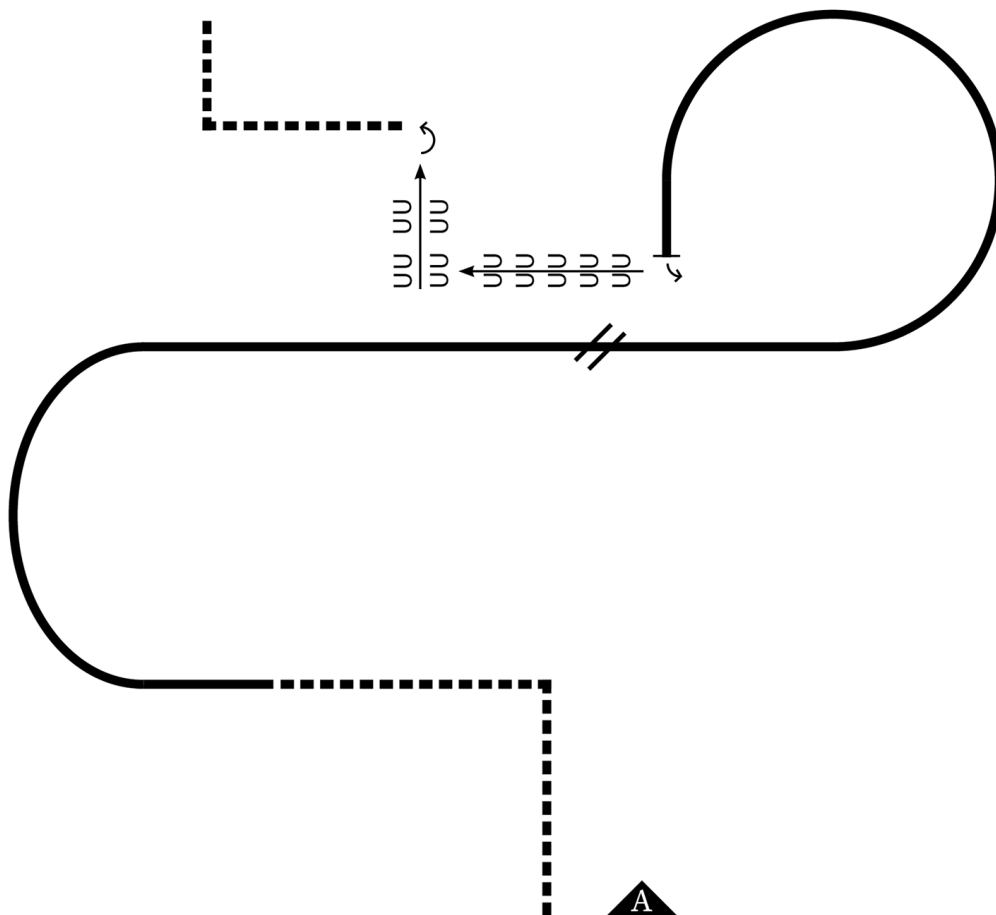
Pattern Provided by:

# Montana State 4-H

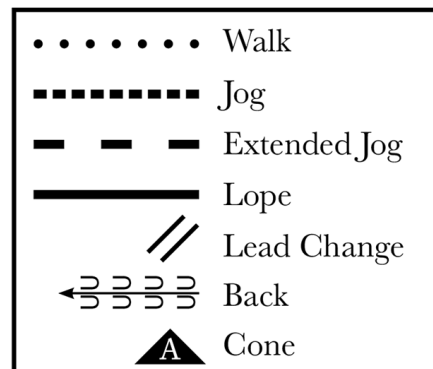
## Western Horsemanship

2025 State Horse Show

### Horsemanship Level 3 3-Year-Old C2M/GH Level 2



1. Start at A. Jog 1 corner.
2. Lope right lead around 2 corners.
3. Even with A perform a simple lead change.
4. Lope left lead 3/4 circle.
5. Stop, 90° pivot to left.
6. Back 10 steps.
7. Sidepass 6 steps to left.
8. 180° pivot to right.
9. Jog around corner to end of arena and line up.



[WH-2021/3 HMS]

Pattern Provided by:

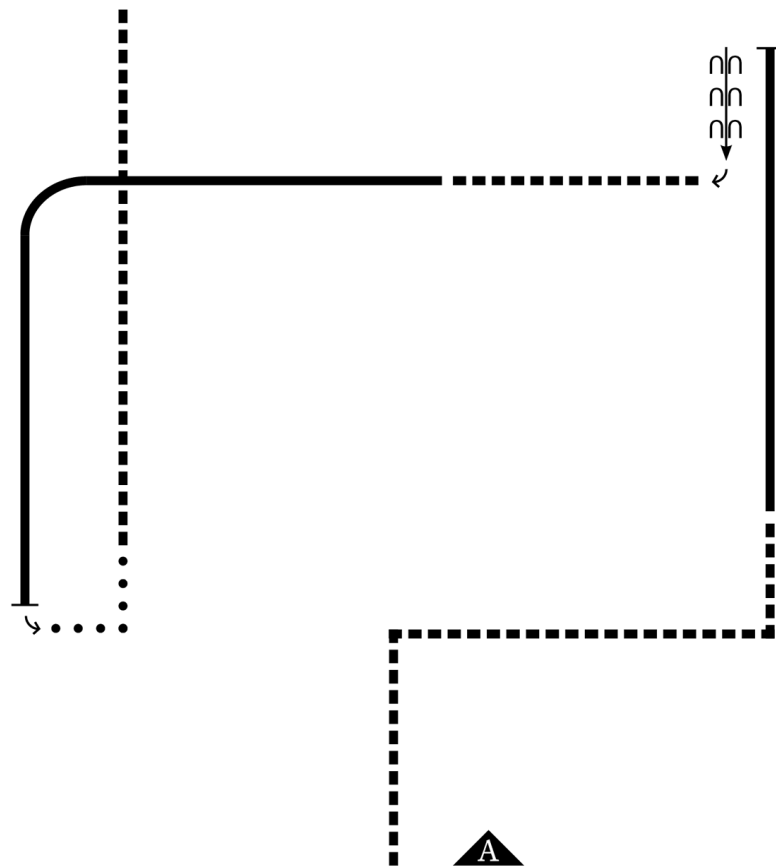
# Montana State 4-H

## Western Horsemanship

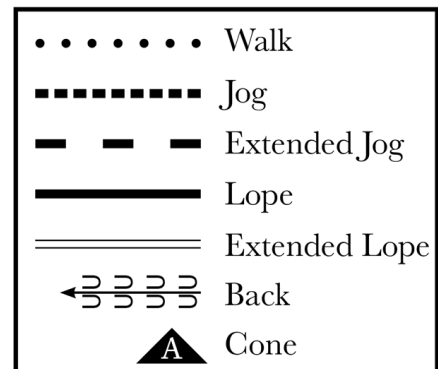
2025 State Horse Show

### Horsemanship Level 2

2-Year-Old C2M/GH Level 1



1. Start at A. Jog 2 square corners.
2. Lope.
3. Stop, back 6 steps.
4. 90° pivot left.
5. Jog until even with A.
6. Lope.
7. Stop, 90° pivot left.
8. Walk corner, jog to end of arena and line up.



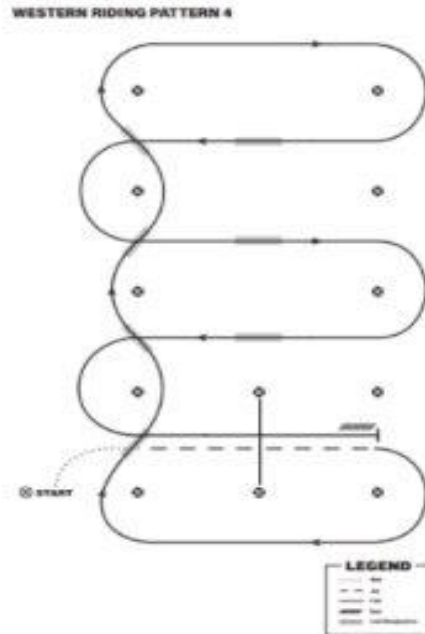
[WH-2021/2 HMS]

Pattern Provided by:

# 2025 Montana 4-H State Horse Show

## Level 6 & 7 Western Riding

### 2024 Montana State 4-H Horse Show Western Riding (Level 6 and 7)



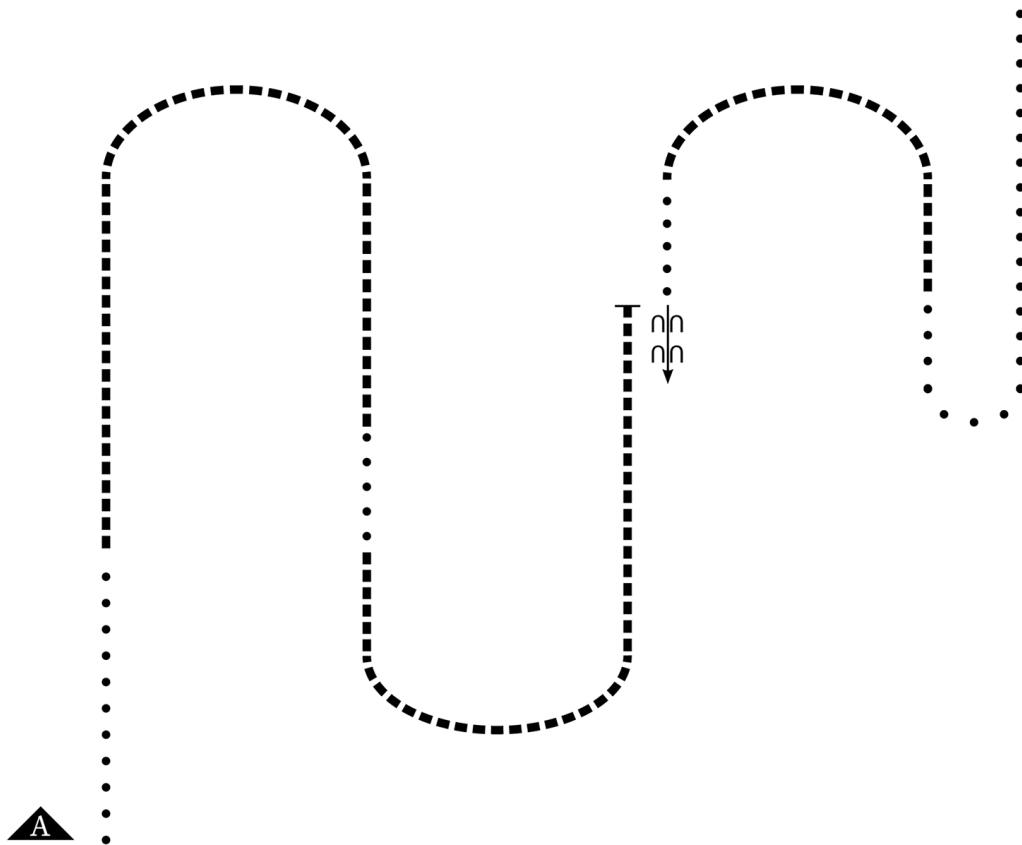
1. Walk at least 15 feet from start cone to the first marker, as drawn, transition to jog, jog over log.
2. Transition to the lope right lead
3. First line change
4. Second line change
5. Third line change
6. Fourth line change
7. First crossing change
8. Second crossing change
9. Third crossing change
10. Lope over log
11. Lope, stop & back

# Montana State 4-H

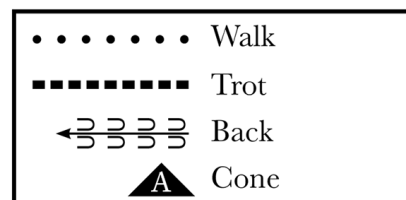
## English Horsemanship

2025 State Horse Show

### English Horsemanship/Equitation Level 1



1. Begin at A. Walk 20 feet.
2. Trot "U" turn. Walk 5 feet.
3. Trot "U" turn.
4. Stop, back 5 steps.
5. Walk 5 feet. Trot "U" turn.
6. Walk "U" turn, continue walking to line up.



[HSE-2021/1]

Pattern Provided by:



[www.HorseShowPatterns.com](http://www.HorseShowPatterns.com)

## 2025 State Horse Show

1. Start at A. Canter right lead around corner.
2. Hand gallop across arena.
3. Break to trot in 2 pt position, trot circle.
4. Stop, perform 270° forehand turn right.
5. Back “L”.
6. Walk corner, left lead.
7. Flying lead change, canter right lead.
8. Drop to trot, trot serpentine demonstrating correct diagonals. Trot to line up.

• • • • •	Walk
■ ■ ■ ■ ■	Sitting Trot
— — —	Trot
—————	Canter
=====	Hand Gallop
///	Lead Change
← ≡ ≡ ≡ ≡	Back
▲ A	Cone

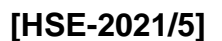
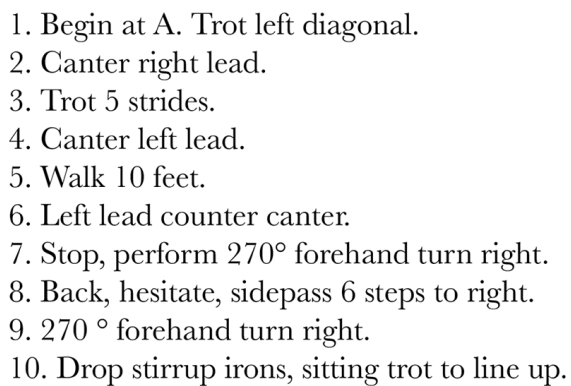
**[HSE-2021/6]**

### Pattern Provided by:

[www.HorseShowPatterns.com](http://www.HorseShowPatterns.com)

## 2025 State Horse Show

## 5-Year-Old C2M/GH Level 4

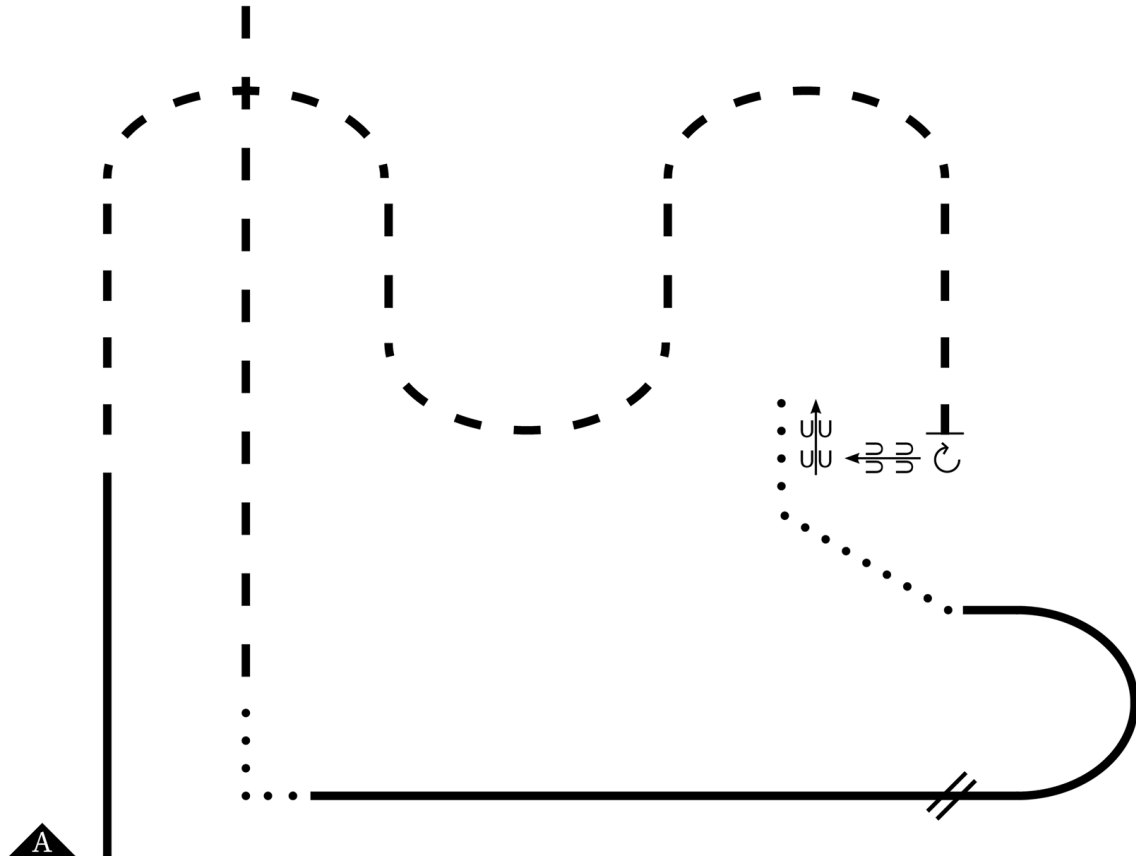


©2025 HorseShowPatterns.com. All Rights Reserved.

[www.HorseShowPatterns.com](http://www.HorseShowPatterns.com)

## 2025 State Horse Show

## 4-Year-Old C2M/GH Level 3



- |           |              |
|-----------|--------------|
| • • • • • | Walk         |
| ■ ■ ■ ■ ■ | Sitting Trot |
| — — —     | Trot         |
| ————      | Canter       |
| //        | Lead Change  |
| ← ≡ ≡ ≡ ≡ | Back         |
| ▲         | Cone         |

**[HSE-2021/4]**

### Pattern Provided by:

# Montana State 4-H

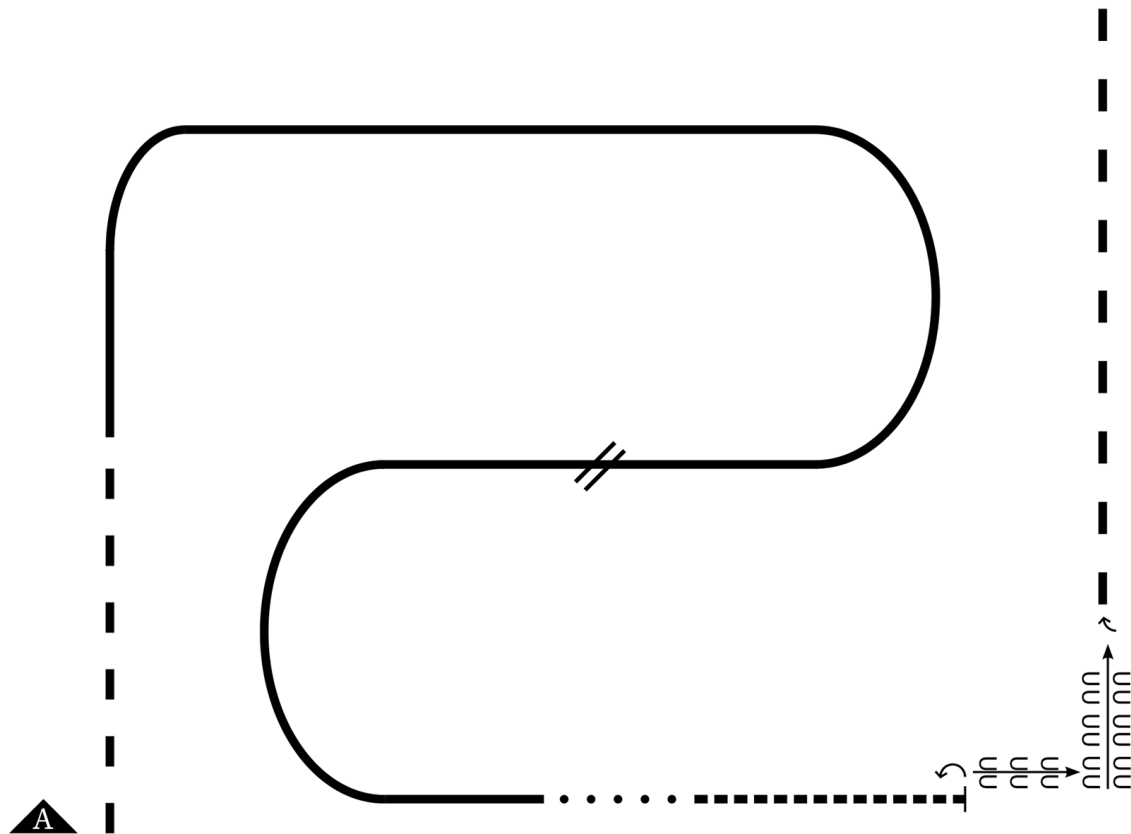
## English Horsemanship

2025 State Horse Show

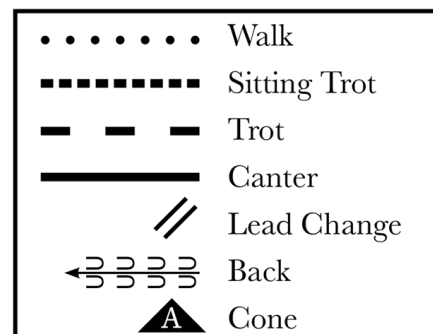
### English Horsemanship/Equitation

#### Level 3

3-Year-Old C2M/GH Level 2



1. Start at A. Trot 1/2 arena.
2. Canter right lead.
3. Simple lead change, canter left lead.
4. Walk, sitting trot.
5. Stop, 180° forehand turn left.
6. Back, sidepass 6 steps to right.
7. 90° forehand turn right, trot to line up.



[HSE-2021/3]

Pattern Provided by:

# Montana State 4-H

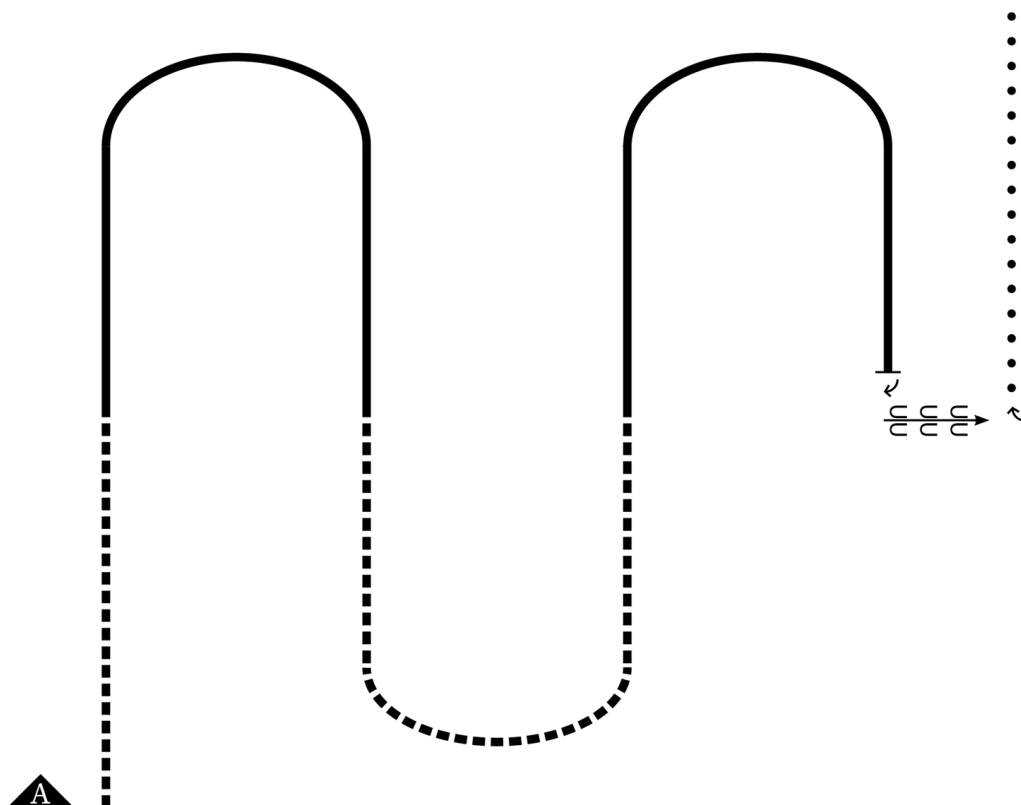
## English Horsemanship

2025 State Horse Show

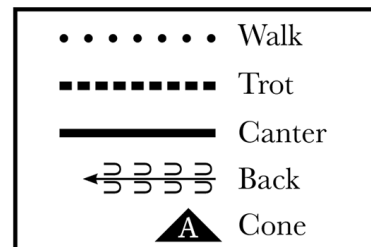
### English Horsemanship/Equitation

#### Level 2

2-Year-Old C2M/GH Level 1



1. Begin at A. Trot.
2. Canter "U" turn.
3. Trot "U" turn.
4. Canter "U" turn.
5. Stop, 90° forehand turn to right.
6. Back 6 steps.
7. 90° forehand turn right, walk to line up.



[HSE-2021/2]

Pattern Provided by:

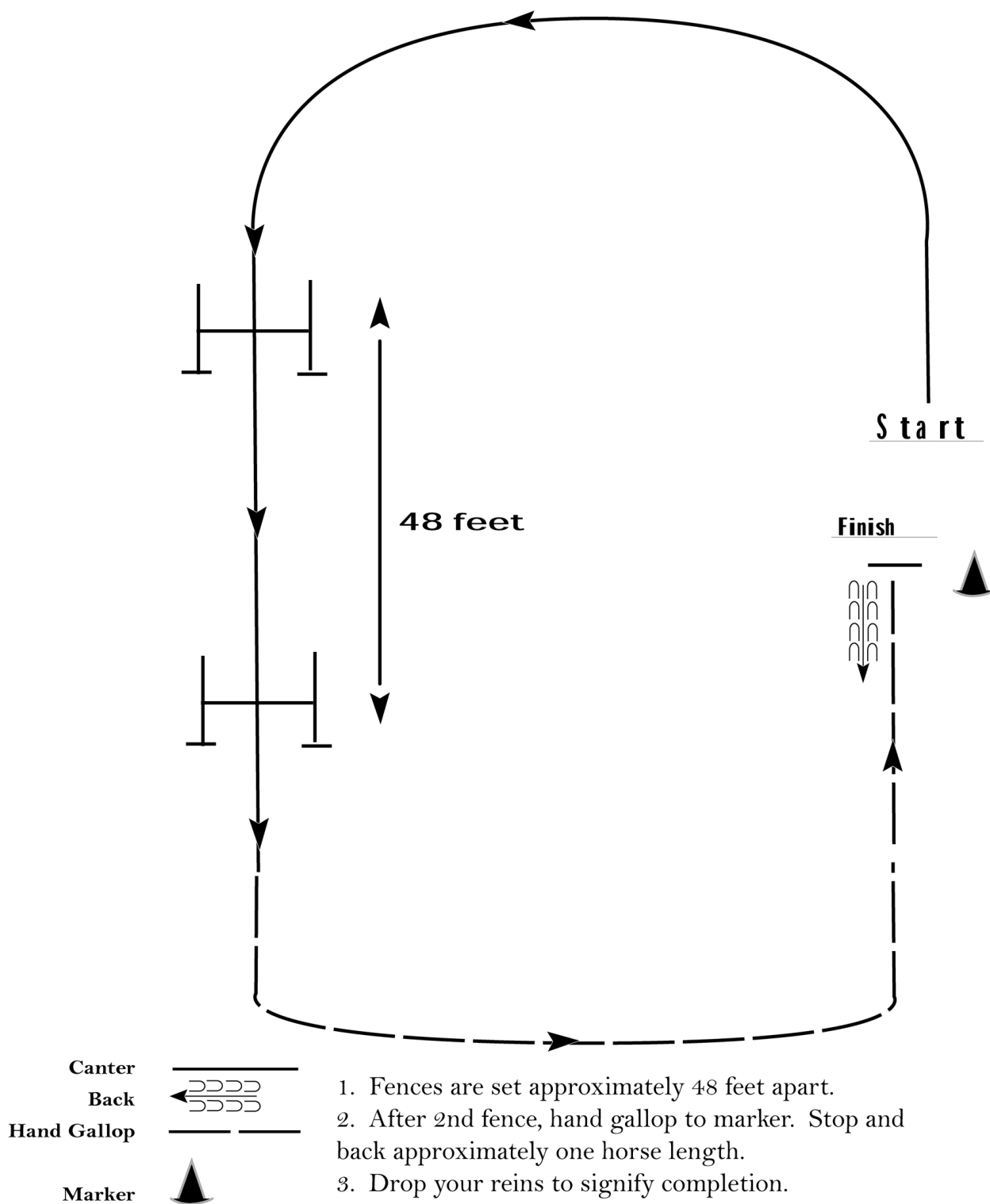
# Montana State 4-H Horse Patterns

## Hunter Hack Senior

2025 State Horse Show

www.HorseShowPatterns.com

www.HorseShowPatterns.com



[HH/48-4]

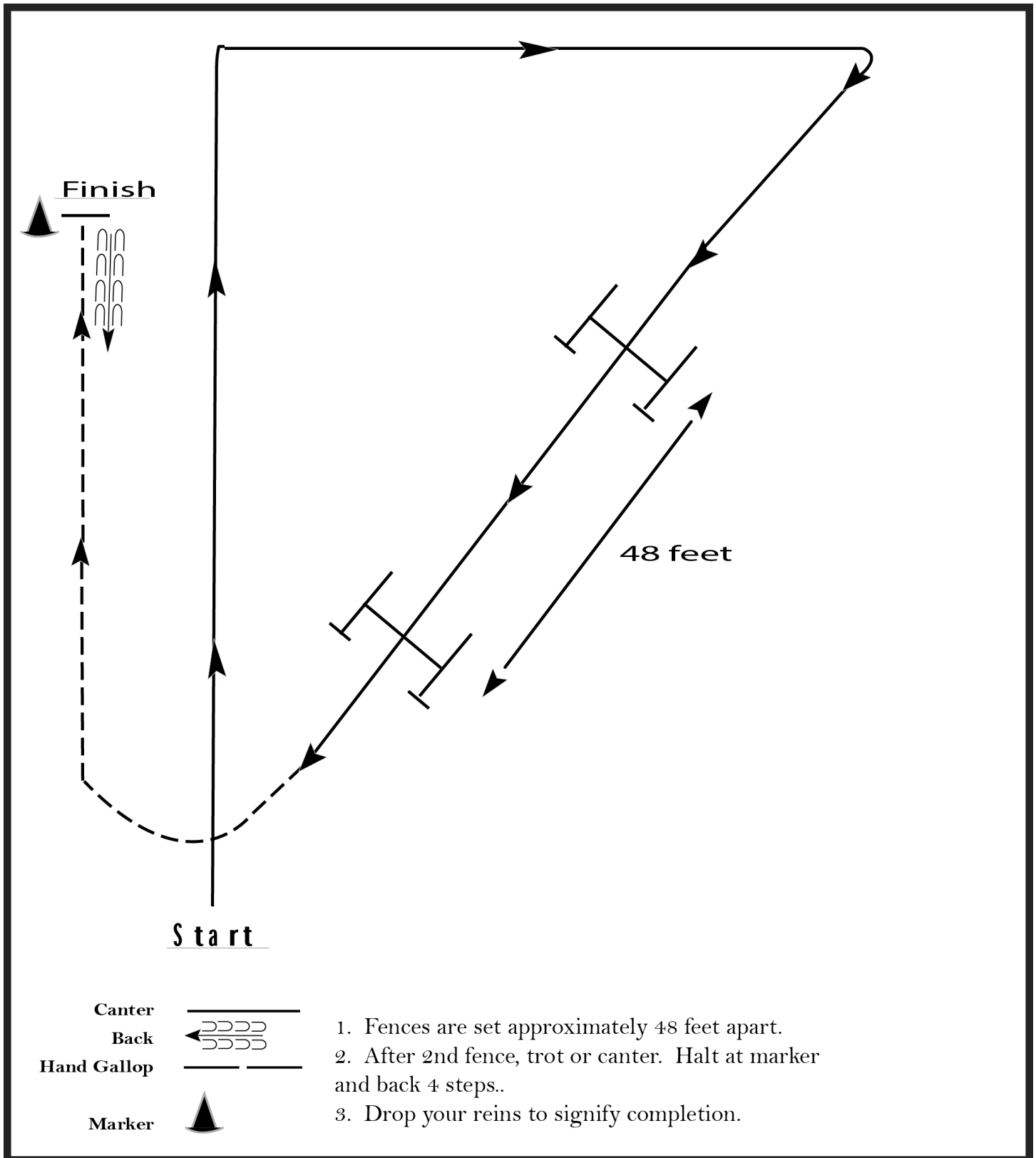
**Pattern Provided by:**

*Montana 4-H State Horse Committee*

# Montana State 4-H Horse Patterns

## Hunter Hack Junior

2025 State Horse Show



[HH/F%2048%20feet]

**Pattern Provided by:**

*Montana 4-H State Horse Committee*

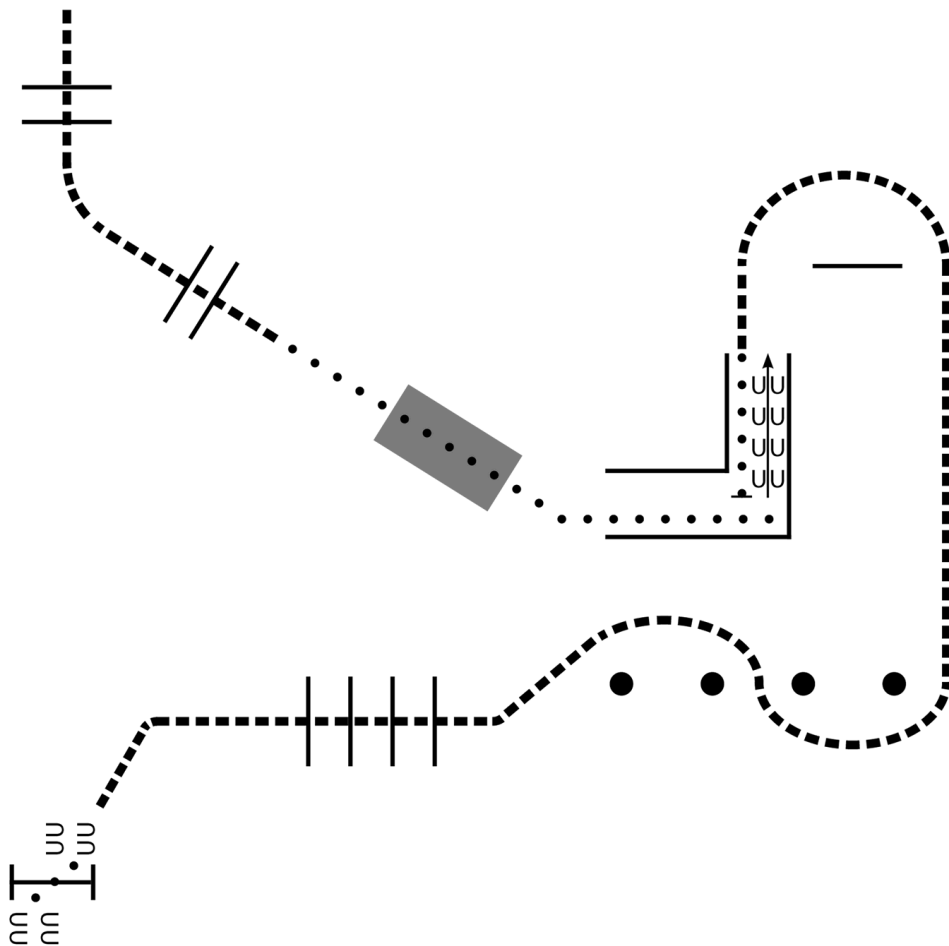
# Montana State 4-H

## Trail

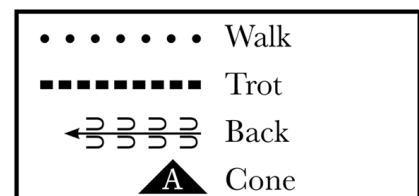
2025 State Horse Show

### Trail 8-10

Junior & Walk/Trot Level 1



1. Gate right hand push.
2. Jog poles.
3. Jog serpentine as drawn.
4. Jog around log, walk into chute, back out.
5. Walk "L", walk bridge.
6. Jog logs.



[T-2021/8-10]

Pattern Provided by:



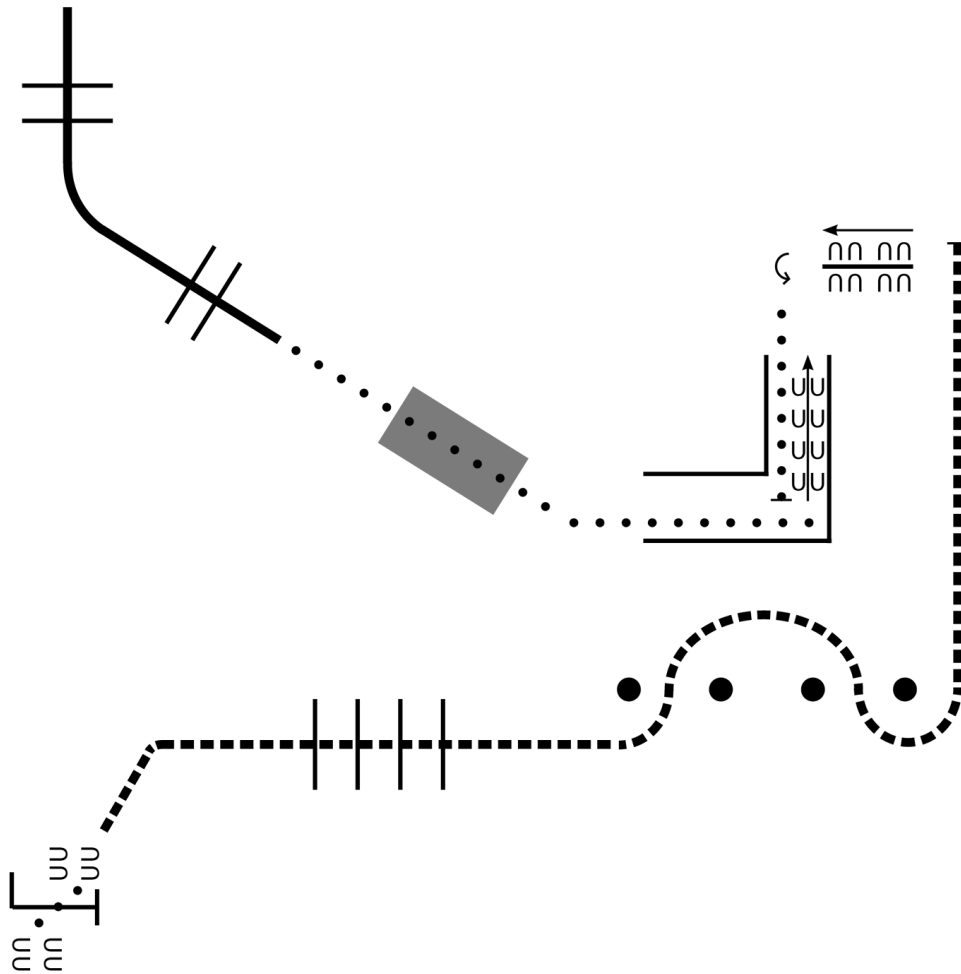
# Montana State 4-H

## Trail

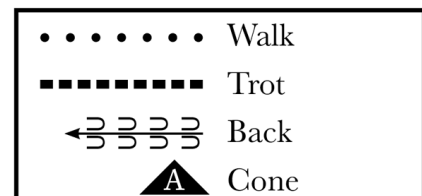
2025 State Horse Show

### Intermediate Trail

11-13



1. Gate right hand push.
2. Jog poles.
3. Jog serpentine, stop.
4. Sidepass over pole to left, 180° turn on haunches left.
5. Walk into chute, back out.
6. Walk through "L", walk over bridge.
7. Lope poles right lead.



[T-2021/11-13]

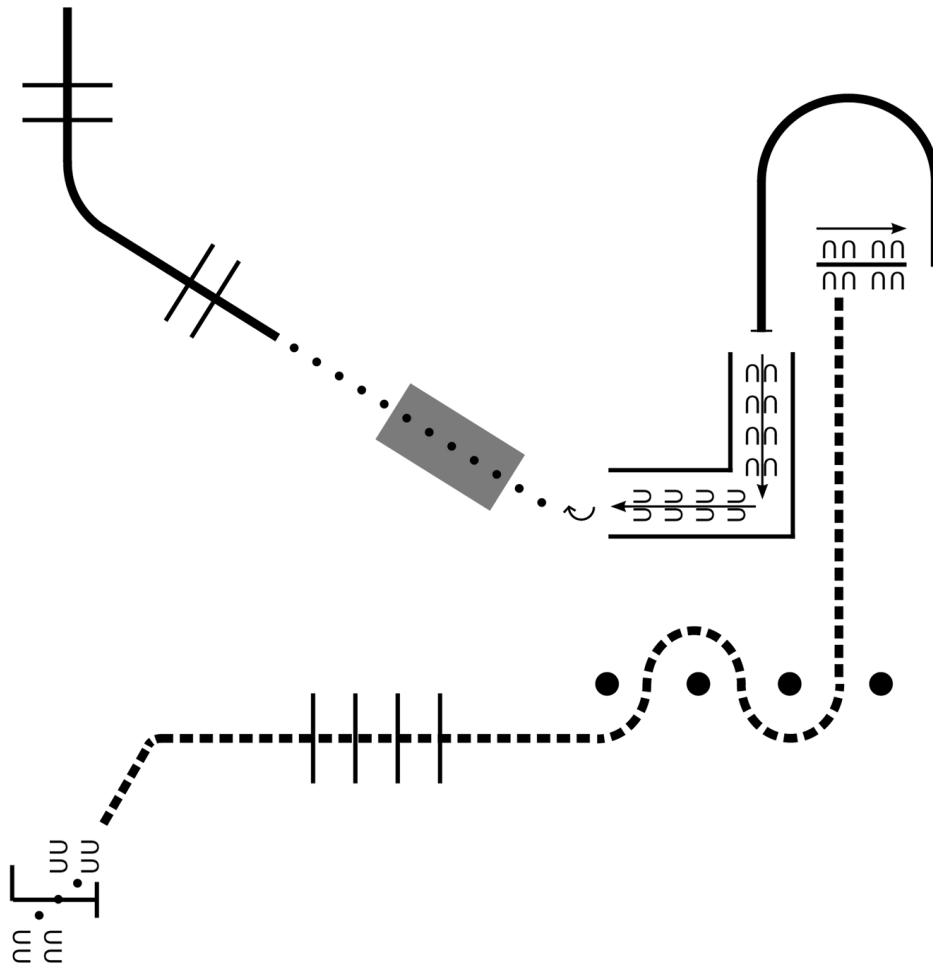
Pattern Provided by:

# Montana State 4-H

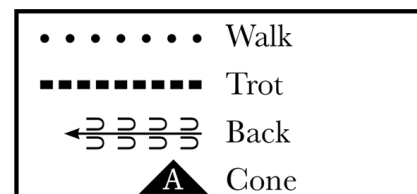
## Trail

2025 State Horse Show

### Senior Trail 14 & Over



1. Gate right hand push.
2. Jog poles.
3. Jog serpentine, jog to sidepass, stop.
4. Step over pole, sidepass right.
5. Lope left lead to "L".
6. Back through "L", 180° turn on haunches to right.
7. Walk bridge.
8. Lope right lead over poles.



[T-2021/14 & Over]

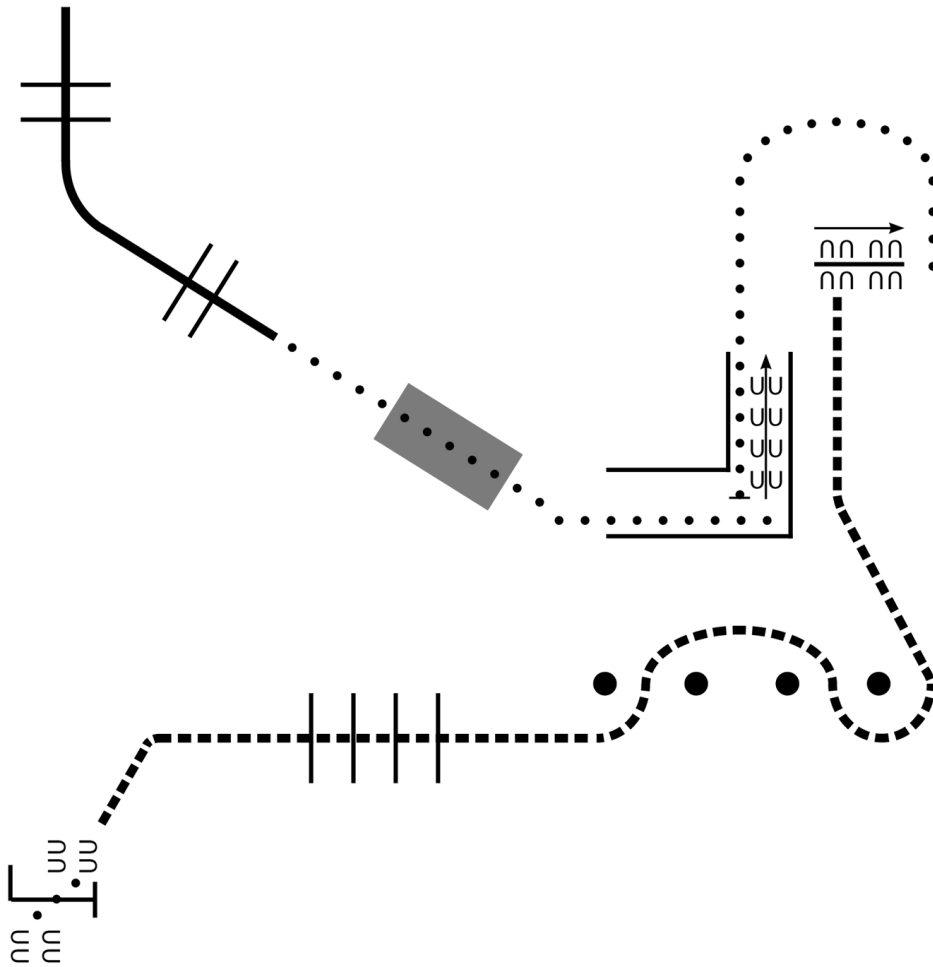
Pattern Provided by:

# Montana State 4-H

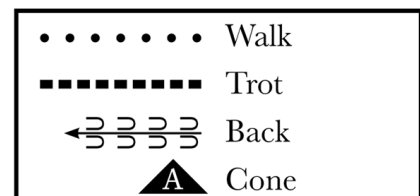
## Trail

2025 State Horse Show

### Trail C2M & Green 1/2



1. Gate right hand push.
2. Jog poles.
3. Jog serpentine, jog to sidepass, stop.
4. Step over pole, sidepass right off pole.
5. Walk around to chute, walk in, back out.
6. Walk through "L", walk over bridge.
7. Lope right lead over poles.



[T-2021/C2& 1-2]

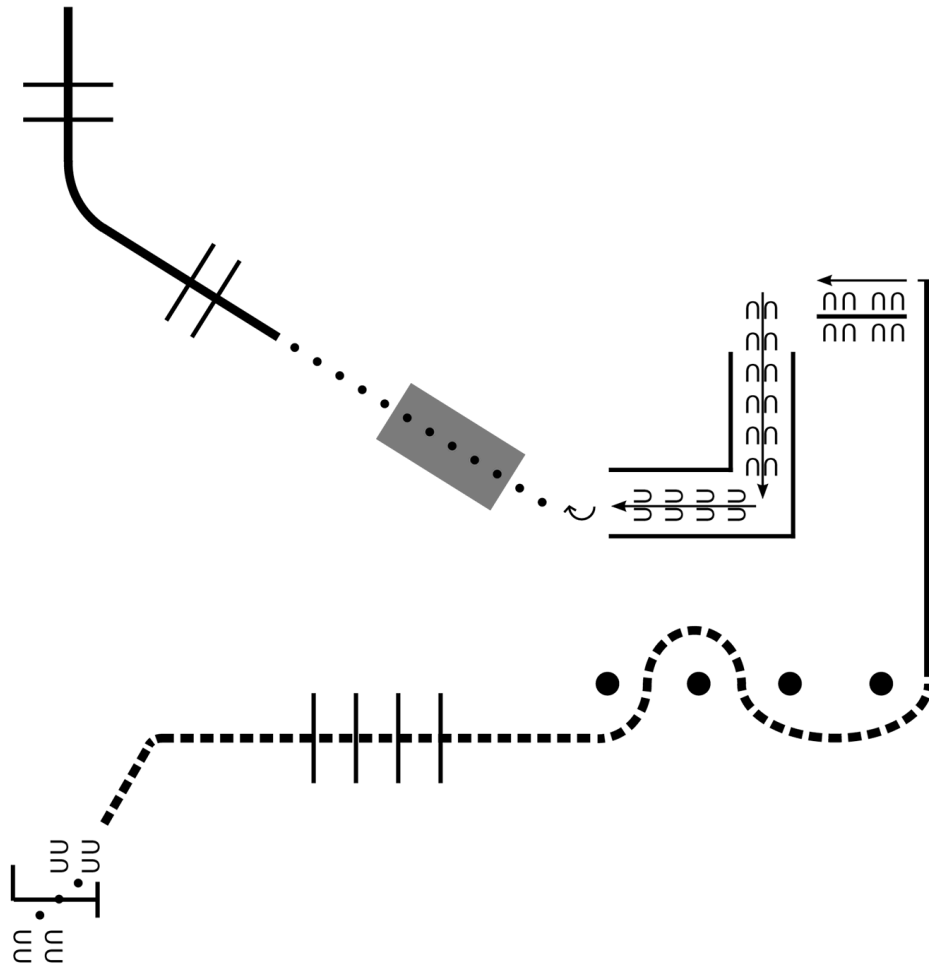
Pattern Provided by:

# Montana State 4-H

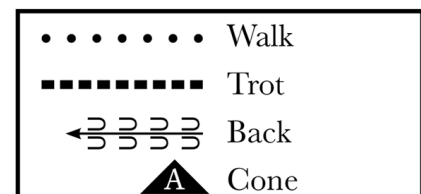
## Trail

2025 State Horse Show

### Trail C2M & Green 3/4



1. Gate right hand push.
2. Jog poles.
3. Jog serpentine as drawn.
4. Lope left lead to sidepass, stop.
5. Sidepass left.
6. Back "L", 180° turn on haunches to right.
7. Walk bridge.
8. Lope right lead over poles.



[T-2021/C2& 3-4]

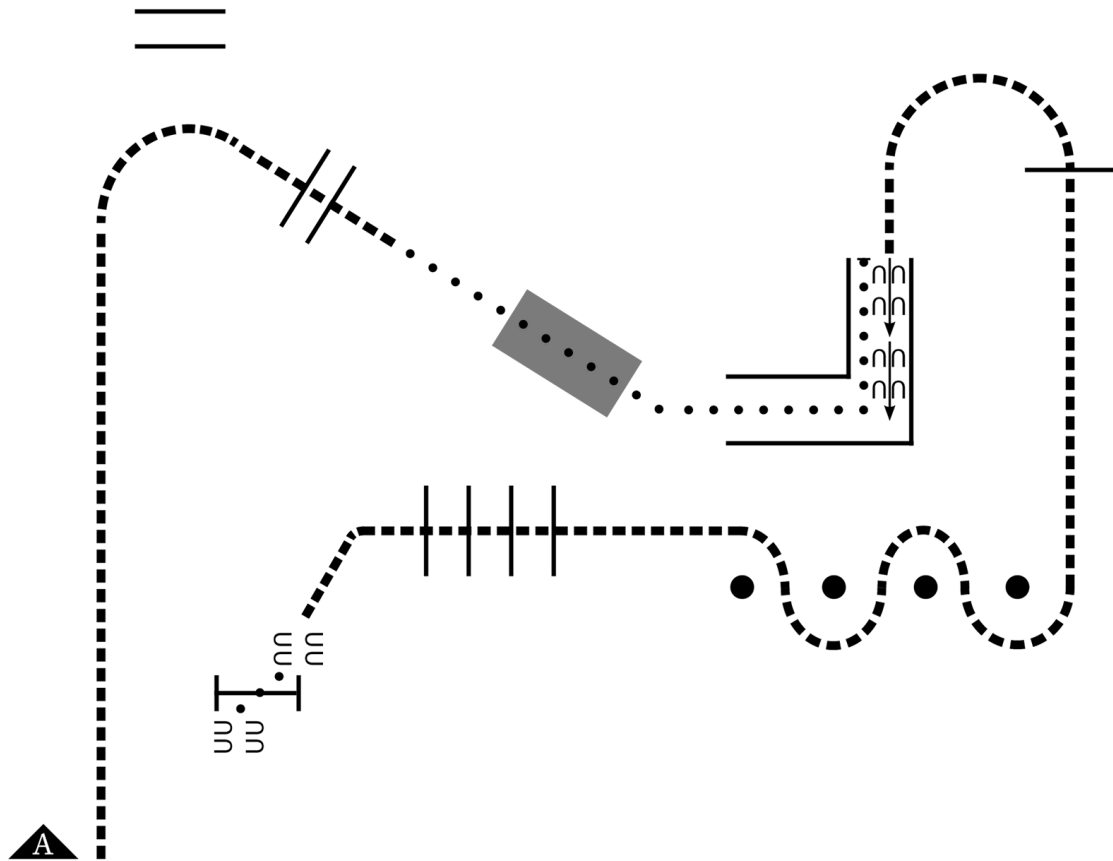
Pattern Provided by:

# Montana State 4-H

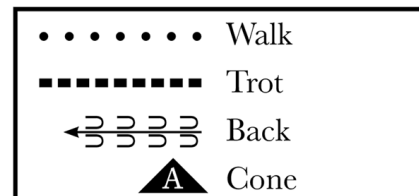
## Trail

2025 State Horse Show

### Yearling Trail



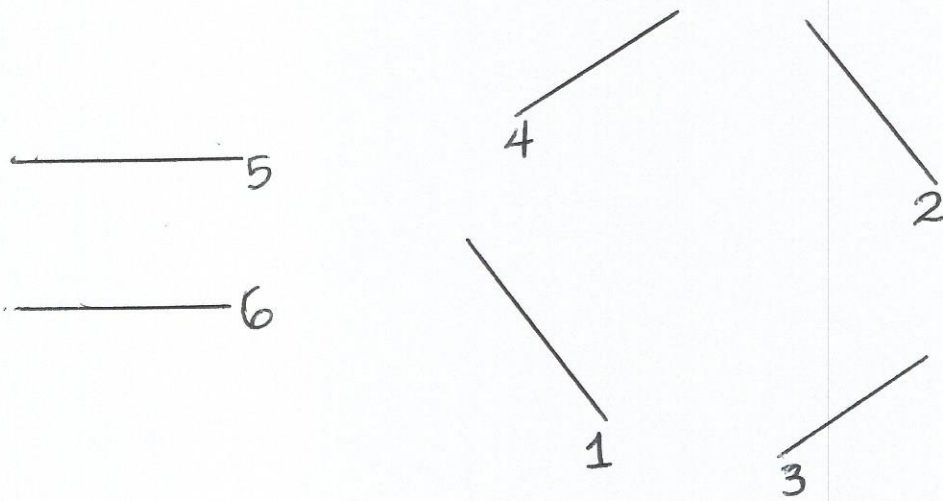
1. Begin at A, trot over 2 poles.
2. Walk over bridge.
3. Walk thru "L".
4. Back chute.
5. Walk over pole.
6. Trot serpentine.
7. Trot poles.
8. Gate left hand.



[T-2021/Trail]

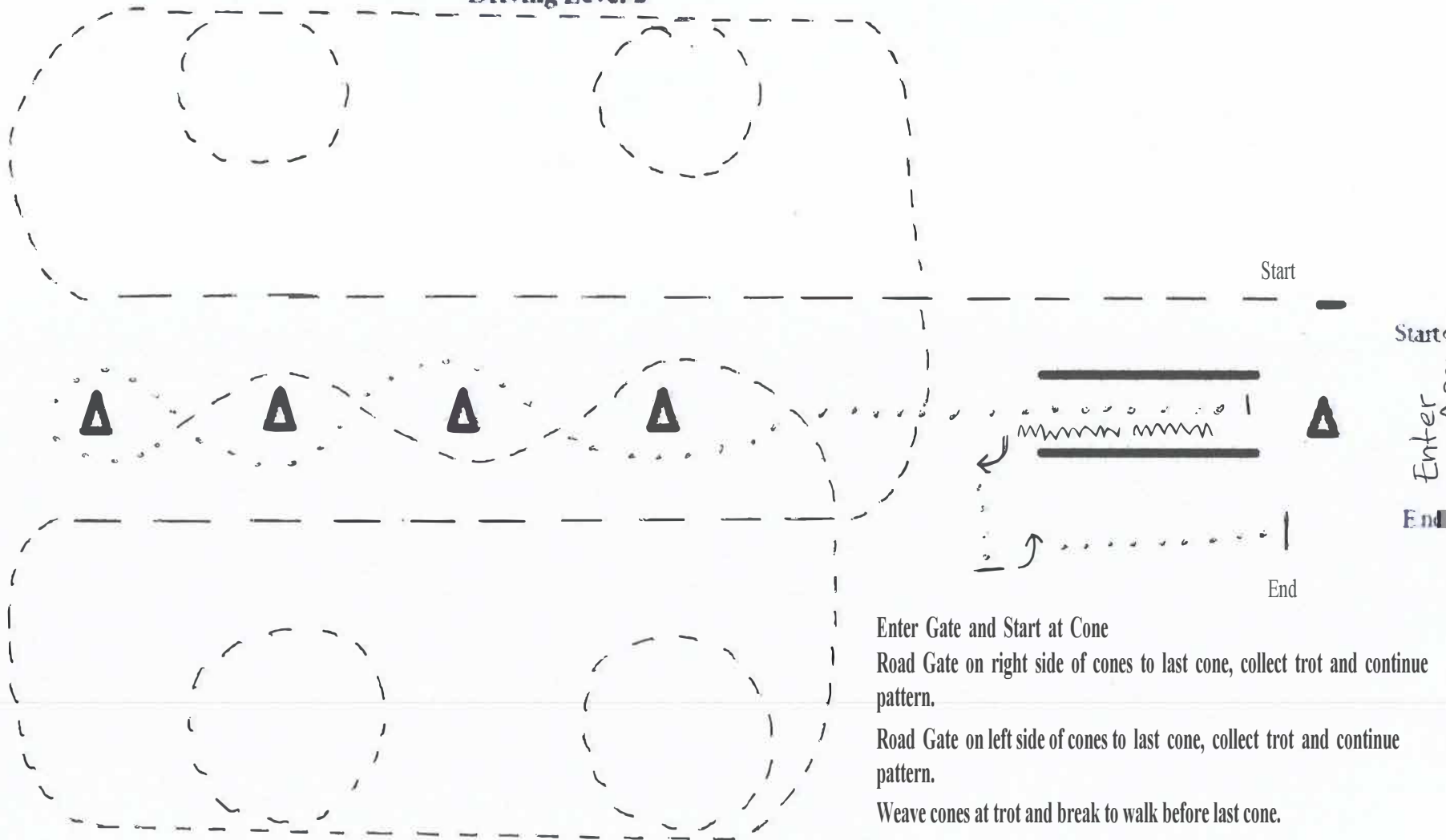
Pattern Provided by:

Montana State 4-H Show  
Small Equine In Hand Jumping



Start and End Cones

# Montana State 4-H Horse Show Driving Level 2



- Enter Gate and Start at Cone
- Road Gate on right side of cones to last cone, collect trot and continue pattern.
- Road Gate on left side of cones to last cone, collect trot and continue pattern.
- Weave cones at trot and break to walk before last cone.
- Weave cones at walk and continue at walk into chute and stop.
- Back chute, pivot to right 90 degrees, walk forward, stop, perform 90 degrees pivot to left, stop, walk to finish cone, stop and until dismissed.

# Montana State 4-H Show Driving Level 1

