

June 2022

4-H Newsletter

Photo Contest Winners

Fair Book Cover Contest
Congrats to Sophia Clark!!
Winner of the 8th Annual JBC Fair Book Cover Contest!

Fair Back Drop Photo Contest

Congrats to Libby Mauws!
Libby's photo will now be the back drop for all the medallion photos at the JBC Fair!



Dates to Remember

Geyser Lucky Clovers

June 24th, 2022
4:00 PM
July 10th - Caverns Trip

Utica Sapphires

To be Determined

Stanford Scramblers

June 17th, 2022
6:00 PM
Highway Clean-up and Pizza Party - Meet at School

4-H Senior Camp

4:00 PM June 1st through
10:00 AM June 3rd
Pheasant Tails Bed and
Bistro

4-H Council Meeting

July 7th, 2022
6:30 PM
Extension Office

4-H Junior Camp

June 7th - 10th, 2022
Camp Rotary
Camp Counselors need to be there June 6th by 1:00 PM

Montana 4-H Congress

July 13th - July 16th, 2022
MSU Campus - Bozeman

Tween Trip Camp

June 14th - 16th, 2022
Virginia City, MT

Registration Deadlines and Upcoming Clinics

2nd 4-H Annual Project Sessions

Sunday, June 5th, 2022
Judith Basin County Fairgrounds -
Stanford
2:00 PM

Horse Project Practices

Monday Nights

- June 13th
- June 20th
- June 27th
- July 11th
- July 18th

Erickson's Arena
6:00 PM

Montana 4-H Congress

Registration due by June 15th, 2022
ZSuites

Tween Trip Camp

Registration due to Fergus County Extension Office by Friday, June 3rd, 2022
<https://judithbasin.msueextension.org/4-H/jb4H.html> for Registration

Tri-County 4-H Dog Show

June 11th, 2022
Red Lodge, MT Fairgrounds
8:00 AM
<https://judithbasin.msueextension.org/4-H/jb4H.html> for Registration

2nd 4-H Animal Project Session

Sunday, June 5th, 2022

2:00 PM

Judith Basin County Fairgrounds -
Stanford, MT

All animal projects welcome but you do not have to bring your animal to attend

Here's what is going to be worked on

1. Scale will be available for weighing
2. Tips for getting animals ready for fair
3. Showmanship sessions for all species
4. Opportunity to get animals washed in fair setting
5. Ring set up similar to fair

No show clothes required

Bring your show halters, show sticks and whips, water and feed buckets for animals.

Western Ranch Supply Spectacular

June 25th - 26th, 2022

Great Falls, MT

Entry fee is \$100 - includes clinic and one animal to show - additional animals will be \$25 each

Spectacular Fitting Camp and Jackpot Show

MUST be of Showing Age: 8 - 18 years old
All Exhibitors must participate in Saturday's Clinic to be Eligible for the Jackpot Show

To view registration visit:

<https://westernranchsupply.com/spectacular-fitting-camp-jackpot-info/>

Tri-County 4-H Dog Show

Saturday, June 11th, 2022

Open to all ACTIVE 4-H Dog Project members
Red Lodge, MT Fairgrounds

8:00 AM

Classes

- Showmanship
- Conformation
- Rally Obedience
- Agility
- "Anything Goes"
- Cloverbud Showmanship

Cost is \$8 per class or all 6 classes for \$40 - cloverbud class is free

For more information and registration visit "MSU Extension Judith Basin County" --> click on 4-H tab --> scroll down to Tri-County 4-H Dog Show

Fair Board Meeting

The last Fair Board meeting before the Fair this summer is July 6th, 2022 at 5:30 PM

Chaperone needed for Congress

Katie and I are both unavailable to chaperone Congress this year. We are needing a volunteer parent to be the chaperone. Kids are in workshops most of the day so parent will have time to themselves in Bozeman. Let Katie or I know if you are interested!



Livestock Animal Update

Just a heads up for come Fair time!

Animals will be loaded SUNDAY morning after the Fair. Fair board members will be in charge of loading livestock animals onto the truck and trailer.

Regular fair clean-up will be Saturday afternoon like normal. Market kids will need to come Sunday, August 14th from 10:00 AM to 12:00 PM to clean up pens after animals have left.

Fair Entry is OPEN!

Please get your 2022 Judith Basin County Fair entries done by July 1st, 2022!

Go to www.fairentry.com and search Judith Basin County Fair, and use the GREEN 4HOnline Button to sign in.

Will attach step by step directions!

4-H Resources

The MSU Extension Judith Basin County Website is up to date and a great place to find information for 4-H, AG, and HR related subjects!

Be sure to check it out!

<https://judithbasin.msuextension.org/>

Another great resource is:

<http://montana4h.org/>

Record Book Tips - Part 4??

I forgot to put some record book tips in the last couple newsletters but I am starting it up again with Fair time right around the corner!

Here's your tips for June!

- Write neatly so books are easy to read! If you don't have the best handwriting, use a computer to type up your records
- Write in complete sentences and be specific.
- Include fun photos and newspaper clippings but remember its not a scrapbook.
- Check out your friend's and older member's record books! If you are still in your first couple years of 4-H and don't know what to do, ask questions and compare books.
- If you have multiple years in one book, put the current year first and be sure to use set dividers to not confuse yourself and interview judges.
- Now is a great time to check back on your goals that you wrote earlier. See if there's anything new you can start working on or check off goals that you have accomplished!
- Start working on the financial part of your project book. If you have livestock animals, start writing down feed costs, vaccine costs, etc. If you have a indoor project, be sure to write down how much you have spent on equipment, products, etc.

Family Entry

Important Reminders

- Your fair probably has dates when entry is accepted into the fair. Be sure to complete your entry (including the final “Submit” step) prior to the cut-off date.
- Recommended browsers: Google Chrome or Mozilla Firefox. Older versions of Internet Explorer may cause unexpected results.
- Register all entries for each exhibitor in the family before proceeding to the Payment section.
- Be sure to click the “Submit” button when you have completed your entries. Entries are not final until they have been submitted.
- Check your email inbox for a confirmation email with a list of your entries and any related fees.
- You will receive a second email when your entries have been approved by your fair.

Steps

1. Go to <http://www.fairentry.com> and click “Find Your Fair”.



2. Filter by your state, click Search, and then click on the correct fair.

Search by Keyword – Judith Basin



3. Sign in with 4HOnline

You have a 4HOnline log in, click on the green button and enter it here.



<p>4. Click "Register an Exhibitor"</p>	
<p>Exhibitor Information</p> <p>5. Click on Individual</p>	
<p>6. Choose the member you wish to register</p>	
<p>7. Answer the Food Booth Schedule & Setup questions and continue</p>	
<p>8. Review your exhibitor information. If any information is incorrectly, click the green Edit button in the appropriate group to change it. When all information is correct, click Continue to Entries.</p>	



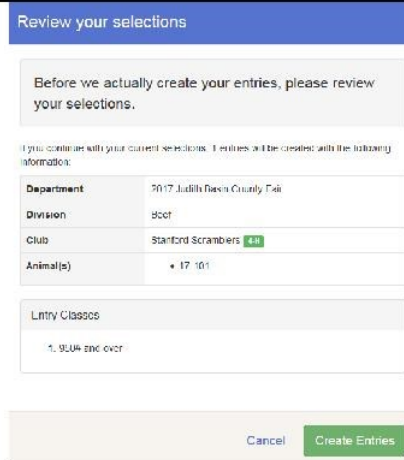
Creating Entries

Each exhibitor can have multiple entries. One entry must be made for each item, animal, class, etc. For example, if an exhibitor is bringing 2 photographs, two entries into the photography class must be created. If an exhibitor is showing one horse in 5 events, five class entries must be created. Once all entries have been created for the first exhibitor, you have the choice of creating another exhibitor in this family (and entries) or proceeding to check-out (submitting the entries, whether or not fees are charged).

<p>1. Click Add an Entry beside the correct exhibitor.</p>	
<p>2. Click Select beside the first department you wish to enter. Any departments that are not available for entry will be noted as "Not Available" with a short explanation.</p> <p>3. After you select a department, you will see a list of divisions to select from, and then a list of available classes. <i>Also notice that there are blue "Change" links in case you mistakenly select an incorrect department, division, or class.</i></p> <p>4. <i>You may check multiple classes in a Division at the same time!</i></p>	
<p>5. If this is an animal class entry, you will be required to specify which animal will be exhibited in this class. You will see the option to "Add animal".</p> <p>6. "Add animal from Scratch". Fill in all of the fields with information about the animal you intend to exhibit. Click Create and Add Animal when finished.</p> <p>7. If the animal information was entered incorrectly, you have the option to either Remove From Entry (creating a new animal) or Edit Animal Details. When it's correct, click Continue.</p>	

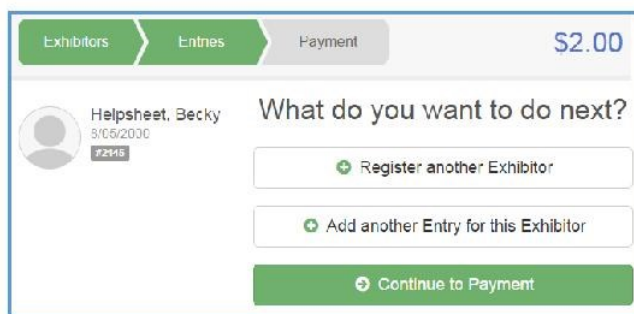


8. The Review screen allows you to double check this entry for accuracy, and make any changes necessary. When the information is correct, click Continue and that class entry is complete.

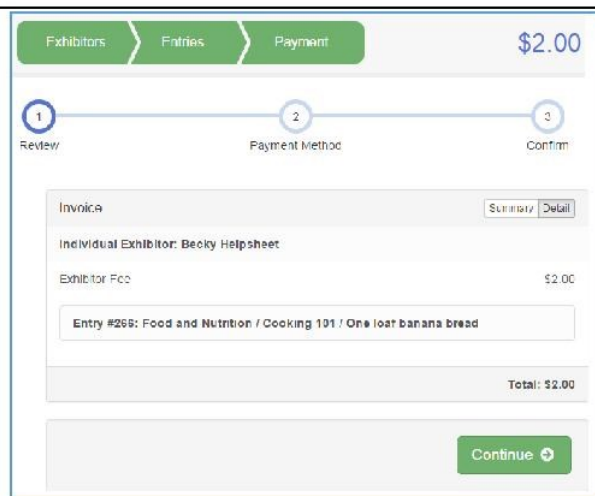


9. When each class entry is complete, you have 3 choices for what to do next:

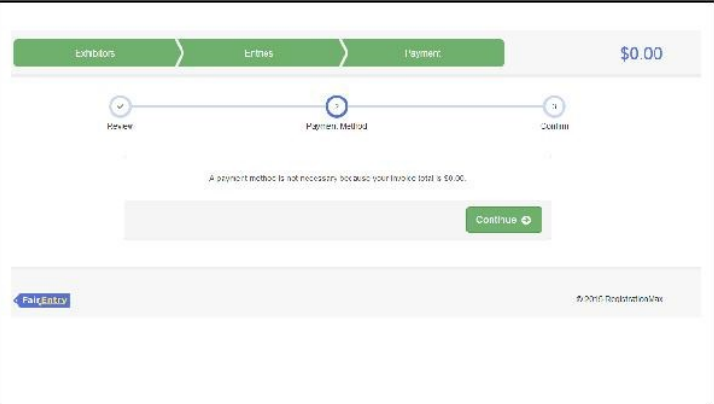
- If all class entries have been completed for one exhibitor, you can **Register another Exhibitor** in this family.
- If this exhibitor has more class entries to make, you can **Add another Entry for this Exhibitor**.
- If all entries for all exhibitors in the family have been completed, **Continue to Payment** to finalize and submit your entries.



10. Review your entries for completeness and accuracy. *Notice the Summary and Detail buttons at the top of the list on the right.* If there are errors, click on the green Entries section at the top of the page. Click Continue when all information is correct.



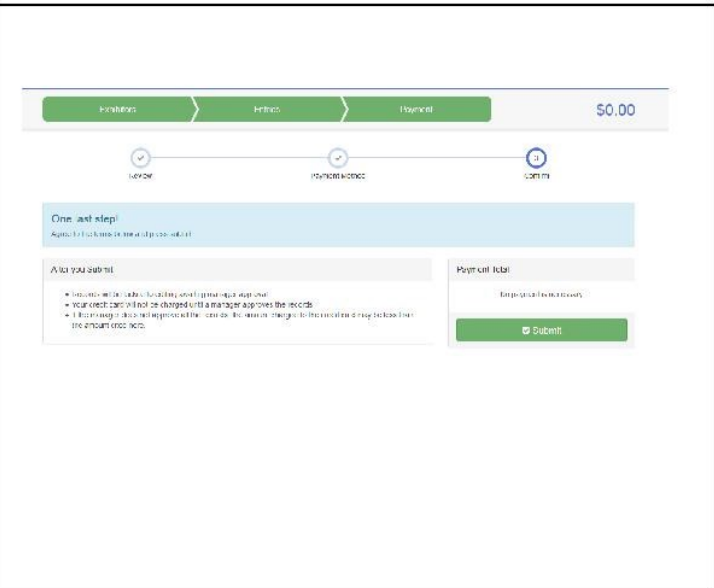

11. There is no payment due, so click Continue



12. Read the information in the “After you Submit” section. You may also have to check a box to “Agree to Terms”. Click Submit to finalize the entries for the exhibitors in this family.

13. **After you click Submit, no changes are possible to these entries.**

14. **Enter all exhibitors before you click Submit.**



June 2022

SUN	MON	TUE	WED	THU	FRI	SAT
			Senior Camp 1	Senior Camp 2	Senior Camp 3	4
2nd Animal Project Sessions 5		4-H Junior Camp 7	4-H Junior Camp 8	4-H Junior Camp 9	Tween Trip Registration Deadline	
					Geyser Caverns Trip 4-H Junior Camp 10	11
	Horse Practice 13	Tween Trip 14	Tween Trip 15	Tween Trip 16	Stanford Scramblers 17	18
	Horse Practice 20	21	22	23	Geyser Lucky Clovers 24	25
	Horse Practice 27	28	29	30		
26						

IMPORTANT INFORMATION INSIDE!!

P.O. Box 427

Courthouse

MSU EXTENSION JUDITH BASIN COUNTY



4-H: The Youth Development Program of MSU Extension

The MSU Extension Service is an ADA/EO/AA/Veteran's Preference Employer and Provider of Educational Outreach.